



FLEET EXPRESS

TRADING & CONTRACTING W.L.L

WESTERN Authorized Dealer in Qatar & The Middle East



HEAVY DUTY WESTERN BATTERY

COMMERCIAL WESTERN BATTERY

AUTOMOTIVE WESTERN BATTERY



SMF ENDURANCE



Plus **CALCIUM-SILVER**



THE PRECISE PERFORMANCE - FOR EVERY RIGHT APPLICATION.

When talking about the starting battery power requirement for the vehicle, superior starting, consistent performance and absolute reliability is always required, and that's exactly what you can get with Western Electrical SMF (sealed maintenance free) automotive battery series, a tried and trusted choice in the aftermarket.

As a battery series of trustworthy and maintenance free choice that offers a combination of good value and cost effective, the SMF automotive battery series is a real power all rounder and the best-selling replacement parts battery in the aftermarket-no doubt due to the excellent quality while you don't have to cost the earth.

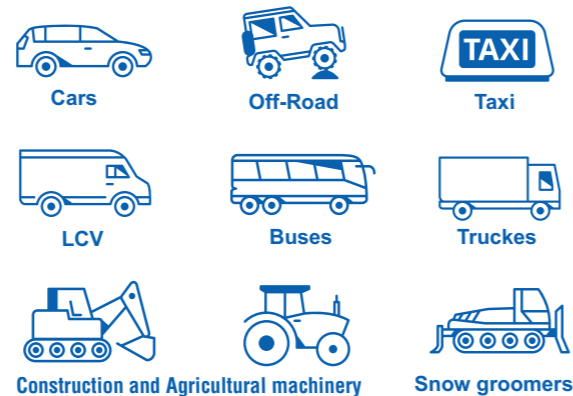
With years of technology innovation and continuous improvement, this battery series is able to offer an extensive models selection to suit the most of the vehicles on the market nowadays, no matter it's for regular cars, buses, heavy duty trucks or construction and agricultural machineries.



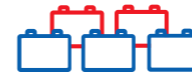
FEATURES & BENEFITS

- Wide models selection to suit the most of made cars and vehicles on the market.
- Advanced Calcium technology combined with improved design to guarantee performance.
- Modern design featuring recessed terminals for added safety and stable ability.
- Improved internal design for maximum performance and long life span.
- The latest in polyethylene envelope with glass fiber separators to protect against vibration
- Solid and reliable performance.
- Best-selling product on the after service market.
- Totally maintenance free, eco friendly.

APPLICATION



ICONS ON LABELS AND CARTON BOX



THE BATTERY WITH BETTER PERFORMANCE AND LONG LIFESPAN

Why do virtually people from all around the world choose Western Electrical batteries to fit their vehicles? Because Western Electrical brings together state-of-the-art technology, years of experience and stunning innovations to guarantee the perfect energy supply for every single vehicle at all class power requirement.

Whichever battery you choose from Western Electrical, you're sure to have made the right choice and can rest assured you'll benefit from maximum starting power, a continuous power supply and 100% reliability. After all, Western Electrical battery products combine all these advantages with cutting edge, pioneering technology.

CONSTRUCTION OF WESTERN ELECTRICAL SMF AUTOMOTIVE BATTERY



THE TECHNOLOGY THAT BEHIND, INSIDE AND BEYOND

1. PLATES:

- Expanded Full Frame Grid design prevents grid growth & short circuits; Low-resistance, better adhesion of active materials; quick transmission of electrical power
- High Density Pasted Cured Plate enhances the adhesion of active materials for better anti-vibration; Improves starting power and longer service life

2. SEPARATOR:

The enveloped separator with micro fiber glass lower the electric resistance for reliable starting power and prevents internal short between positive and negative plates.

3. HIGH CONDUCTIVE POLES AND TERMINAL:

Mechanical operation ensure no-leakage. Special technical processing, which make sure the poles are more durable than traditional one.

4. CENTRAL BUSBAR:

Adopting the most advanced COS machine to connect the plates, which is not easy to break and the busbar has high resistance to vibration, low resistance and good electric conductivity.

5. DUST-PROOF FLAME ARRESTER:

Prevent explosion caused by overflow sulphuric acid and charging spark.

6. BUILT-IN MAGIC EYE INDICATOR:

Easy to check charging state, green means good condition, black represents charging necessary, white means the battery need to be replaced.

7. DOUBLE LID & HEAT SEALED COVER:

Prevent leakage by dual structure of separation of gas and liquid, makes the battery totally maintenance free.

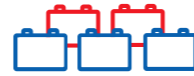
8. INTEGRATED HANDLE DESIGN:

Enhances safety by Integrated computer design, easy for installation and transportation.

9. POLYPROPYLENE BATTERY CASE:

Durable material combines light weight with high impact strength. Reinforced design to support battery elements to withstand road vibration.

If you are serious about your driving, We get the right battery for you...


SPECIFICATION CHAT 1
SMF Battery Series-JIS Standard - For Japanese Made Vehicles

NO.	SIZE GROUP	JIS CODE		CAPACITY (AH)20HR	CCA(A) (AT-18°C)	DIMENSION(MM)				CELL LAYOUT	TERMINAL TYPE	HOLD DOWN	
		Old	New			L	W	H	TH				
1	B20	NS40	32B20R	32	300	195	127	200	220	1	B	B0	
2		NS40L	32B20L	32	300	195	127	200	220	0	B	B0	
3		NS40ZS	36B20RS	36	320	195	127	200	220	1	B	B0	
4		NS40ZLS	36B20LS	36	320	195	127	200	220	0	B	B0	
5		NS40Z	36B20R	36	320	195	127	200	220	1	A	B0	
6		NS40ZL	36B20L	36	320	195	127	200	220	0	A	B0	
7	B24	N40S	50B24RS	36	350	237	127	200	220	1	B	B0	
8		N40LS	50B24LS	40	350	237	127	200	220	0	B	B0	
9		N40	50B24R	40	350	237	127	200	220	1	A	B0	
10		N40L	50B24L	40	350	237	127	200	220	0	A	B0	
11		NS60S	46B24RS	45	420	237	127	200	220	1	B	B0	
12		NS60LS	46B24LS	45	420	237	127	200	220	0	B	B0	
13		NS60	46B24R	45	420	237	127	200	220	1	A	B0	
14		NS60L	46B24L	45	420	237	127	200	220	0	A	B0	
15		D23	—	55D23R	60	550	231	173	200	220	1	A	B1
16			—	55D23L	60	550	231	173	200	220	0	A	B1
17			—	75D23R	65	580	231	173	200	220	1	A	B1
18			—	75D23L	65	580	231	173	200	220	0	A	B1
19			—	80D23R	70	600	231	173	200	220	1	A	B1
20			—	80D23L	70	600	231	173	200	220	0	A	B1
21	D26	N50	48D26R	50	450	258	172	200	220	1	A	B1	
22		N50L	48D26L	50	450	258	172	200	220	0	A	B1	
23		N50Z	55D26R	60	500	258	172	200	220	1	A	B1	
24		N50ZL	55D26L	60	500	258	172	200	220	0	A	B1	
25		NS70	65D26R	65	550	258	172	200	220	1	A	B1	
26		NS70L	65D26L	65	550	258	172	200	220	0	A	B1	
27		NX110-5	80D26R	70	600	258	172	200	220	1	A	B1	
28		NX110-5L	80D26L	70	600	258	172	200	220	0	A	B1	
29	D31	N70	65D31R	70	600	304	172	200	220	1	A	B1	
30		N70L	65D31L	70	600	304	172	200	220	0	A	B1	
31		N70Z	75D31R	75	650	304	172	200	220	1	A	B1	
32		N70ZL	75D31L	75	650	304	172	200	220	0	A	B1	
33		NX120-7	95D31R	80	670	304	172	200	220	1	A	B1	
34		NX120-7L	95D31L	80	670	304	172	200	220	0	A	B1	
35		N90	105D31R	90	740	304	172	200	220	1	A	B1	
36		N90L	105D31L	90	740	304	172	200	220	0	A	B1	
37	E41	N100	95E41R	100	800	404	173	201	221	1	A	B0	
38		N100L	95E41L	100	800	404	173	201	221	0	A	B0	
39		NS120	115E41R	110	850	404	173	201	221	1	A	B0	
40		NS120L	115E41L	110	850	404	173	201	221	0	A	B0	
41	F51	N120	135F51	120	860	505	180	208	230	4	A	B0	
42		N135		135	880	505	180	208	230	4	A	B0	
43	G51	N150	154G51	150	1000	505	220	210	232	4	A	B0	
44		N180		180	1100	505	220	210	232	4	A	B0	
45	H52	N200	190H51	200	1200	508	265	215	238	4	A	B0	
46		NX400-20	245H52	220	1350	508	265	215	238	4	A	B0	


SPECIFICATION CHAT 2
SMF Battery Series - DIN Standard- For European Made Vehicles


NO.	SIZE GROUP	MODEL NO	CAPACITY (AH)20HR	CCA(A) (AT-18°C)	RC (min)	DIMENSION(MM)				CELL LAYOUT	TERMINAL TYPE	HOLD DOWN
						L	W	H	TH			
1	L1	54464	44	360	64	208	175	190	190	1	A	B13
2		54434	44	360	64	208	175	190	190	0	A	B13
3	LB2	54519	45	380	66	243	175	175	175	0	A	B13
4		54520	45	380	66	243	175	175	175	1	A	B13
5		55056	50	420	75	243	175	175	175	0	A	B13
6		55057	50	420	75	243	175	175	175	1	A	B13
7		55457	54	450	90	243	175	175	175	0	A	B13
8		55458	54	450	90	243	175	175	175	1	A	B13
9		56077	60	500	98	243	175	175	175	0	A	B13
10		L2	55559	55	480	93	243	175	190	190	0	A
11	55565		55	480	93	243	175	190	190	1	A	B13
12	56045		60	500	96	243	175	190	190	0	A	B13
13	56046		60	500	96	243	175	190	190	1	A	B13
14	56219		62	520	105	243	175	190	190	0	A	B13
15	56220		62	520	105	243	175	190	190	1	A	B13
16	LB3	55415	54	450	90	279	175	175	175	0	A	B13
17		56318	63	525	115	279	175	175	175	0	A	B13
18		56828	68	560	120	279	175	175	175	0	A	B13
19		56821	68	560	120	279	175	175	175	1	A	B13
20	L3	56638	66	540	112	279	175	190	190	0	A	B13
21		56633	66	540	112	279	175	190	190	1	A	B13
22		57219	72	600	125	279	175	190	190	1	A	B13
23		57220	72	600	125	279	175	190	190	0	A	B13
24		57512	75	620	135	279	175	190	190	0	A	B13
25		57513	75	620	135	279	175	190	190	0	A	B13
26	LB4	58013	80	680	145	315	175	175	175	1	A	B13
27		58014	80	680	145	315	175	175	175	0	A	B13
28	L4	58043	80	680	145	315	175	190	190	0	A	B13
29		58515	85	700	155	315	175	190	190	0	A	B13
30	LB5	58515	85	700	155	353	175	175	175	0	A	B13
31		58840	88	720	160	353	175	175	175	0	A	B13
32	L5	58827	88	720	160	353	175	190	190	0	A	B13
33		58821	88	720	160	353	175	190	190	1	A	B13
34		59540	95	760	170	353	175	190	190	0	A	B13
35		59541	95	760	170	353	175	190	190	1	A	B13
36		60038	100	820	180	353	175	190	190	0	A	B13
37		60044	100	820	180	353	175	190	190	1	A	B13

SPECIAL SIZE
6TN - For Tanks and Military Application

NO.	SIZE GROUP	MODEL NO	CAPACITY (AH)20HR	CCA(A) (SAE)	RC (min)	DIMENSION(MM)				CELL LAYOUT	TERMINAL TYPE	HOLD DOWN
						L	W	H	TH			
1	6TN	6TN	100	800	195	280	267	208	230	2	A	B13
2		US-6TN	100	800	198	280	267	208	230	6	A	B13



Power for all
your needs



WESTERN

FLEET EXPRESS TRADING & CONTRACTING
Qatar & Middle East Dealer

CONTACT US

Phone: +974 40326425
Email: Info@fleetxe.com
sales@fleetxe.com
P.O.BOX: 45308
Address: Doha - Qatar, Al
Muntazah, Concord Center, office No: 10



www.fleetxe.com